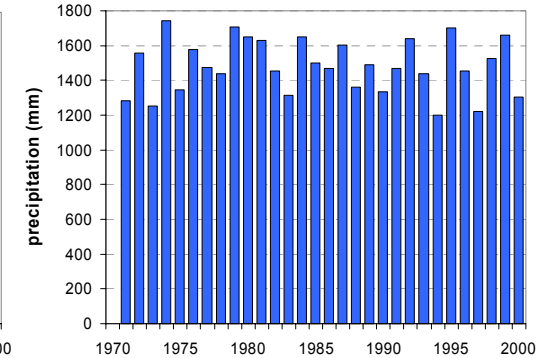
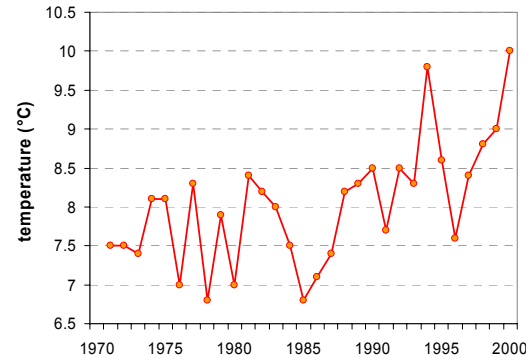
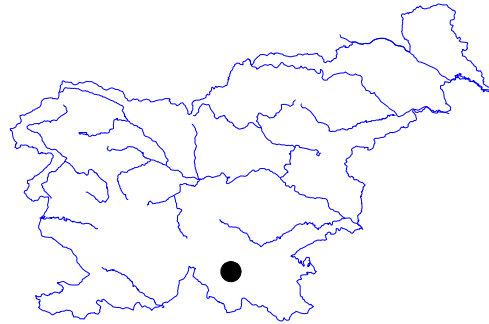


KOČEVJE

Latitude: 45° 39'

Longitude: 14° 51'

Elevation a. s. l.: 467 m



	JAN	FEB	MAR	APR	MAY	JUN	JUL	AUG	SEP	OCT	NOV	DEC	YEAR
mean monthly temperature (°C)	-1.3	-0.3	3.2	7.5	12.6	15.6	17.5	17.1	13.2	8.6	3.1	-0.7	8.0
mean daily maximum for a month (°C)	3.5	5.8	10.0	14.0	19.3	22.4	25.0	24.8	20.6	14.8	8.2	3.8	14.3
mean daily minimum for a month (°C)	-4.8	-4.0	-1.0	2.7	7.1	10.3	12.0	11.8	8.6	4.8	0.0	-3.5	3.7
absolute monthly maximum (°C)	15.2	20.7	24.5	26.2	30.9	33.1	35.6	35.0	31.0	27.1	21.6	16.0	35.6
absolute monthly minimum (°C)	-27.6	-27.4	-22.4	-10.5	-3.9	0.4	4.4	2.8	-3.1	-7.7	-18.0	-22.6	-27.6
number of days with max. temperature ≤ 0 °C	7.9	3.7	0.9	0.0	0.0	0.0	0.0	0.0	0.0	0.0	1.4	6.1	20.1
number of days with min. temperature ≤ 0 °C	25.6	22.9	18.6	7.0	0.5	0.0	0.0	0.0	0.2	5.2	15.1	23.8	118.9
number of days with max. temperature ≥ 25 °C	0.0	0.0	0.0	0.2	3.2	9.2	17.1	15.8	4.9	0.3	0.0	0.0	50.7
number of days with max. temperature ≥ 30 °C	0.0	0.0	0.0	0.0	0.1	0.8	2.3	3.7	0.2	0.0	0.0	0.0	7.1
bright sunshine duration (in hours)	—	—	—	—	—	—	—	—	—	—	—	—	—
mean monthly vapour pressure (hPa)	5.1	5.2	6.2	7.8	10.8	13.5	15.1	14.9	12.5	9.7	7.1	5.5	9.4
mean monthly relative humidity at 7 a.m. (%)	89	90	90	90	89	89	90	93	94	93	91	90	91
mean monthly relative humidity at 2 p.m. (%)	73	62	56	53	53	55	51	52	56	63	71	78	60
mean monthly relative humidity at 9 p.m. (%)	88	86	81	78	77	79	79	82	88	89	90	90	84
mean cloud amount at 7 a.m. (in tenths)	7.7	7.2	7.1	7.0	6.3	6.2	5.6	6.5	7.9	8.3	8.4	7.8	7.2
mean cloud amount at 2 p.m. (in tenths)	6.7	6.1	6.6	7.2	6.8	6.7	5.7	5.5	5.8	6.3	7.0	7.0	6.4
mean cloud amount at 9 p.m. (in tenths)	6.7	5.9	5.7	5.9	5.5	5.2	4.2	4.1	4.7	5.6	6.8	7.1	5.6
number of clear days (cloudiness < 2/10)	2.8	3.9	3.5	2.8	3.2	3.0	5.3	4.9	1.8	1.8	1.6	2.6	37.4
number of cloudy days (cloudiness > 8/10)	15.3	12.0	12.7	11.5	10.2	8.3	5.9	6.6	8.2	12.3	15.4	16.6	135.0
total amount of precipitation (mm)	80	84	106	115	115	148	118	130	144	161	157	117	1481
number of days with precipitation 0.1 mm or more	11.7	11.5	12.7	15.3	15.3	16.2	12.2	11.8	12.3	13.7	14.0	13.7	160.4
number of days with precipitation 1 mm or more	8.7	7.7	9.7	11.3	11.5	12.5	9.2	8.5	9.3	10.4	10.5	10.3	119.6
number of days with precipitation 10 mm or more	3.0	2.9	3.7	4.2	4.3	4.7	4.2	3.7	4.6	5.1	5.0	4.0	49.4
number of days with snow cover at 7 a.m.	17.9	14.8	9.4	1.5	0.0	0.0	0.0	0.0	0.0	0.1	5.9	16.3	66.0
maximum snow cover depth (cm)	85	97	110	33	3	0	0	0	0	2	65	52	110
number of days with thunderstorm and thunder	0.3	0.4	0.5	1.1	3.3	5.9	5.9	4.8	2.6	1.3	1.0	0.5	27.6
number of days with fog	7.8	4.9	4.4	4.2	3.8	4.5	6.0	10.5	13.6	11.5	9.0	9.3	89.5

Time period: 1971–2000